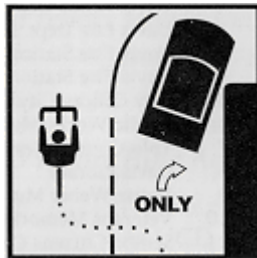



Ride in a straight line



Don't weave between parked cars



Follow lane markings



Choose the best way to turn left

# Important Numbers



**EMERGENCIES: Police, Fire, Medical**

**From Telephones: 9-1-1**

**From Cell: (530) 752-1230**

**University of California, Davis**

**Police Department**

**Crime Prevention Program**

Website: <http://police.ucdavis.edu>

Crime Prevention.....(530) 752-6589

Lost and Found..... (530) 752-3272

UC Davis Escort Service.....(530) 752-1727

UC Davis Medical Center

Non-Emergency Information.....(916) 734-3841

**UC DAVIS**  
**POLICE DEPARTMENT**



**Bicycle Riding**



**Annette M. Spicuzza**

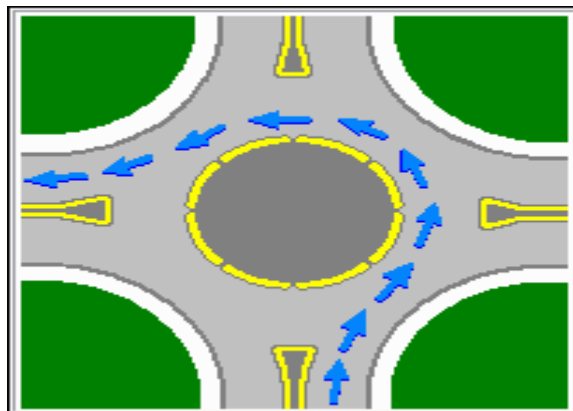
**Chief of Police**

# TRAFFIC LAWS ARE STRICTLY ENFORCED



***Obey the law to  
avoid being cited***

- Register your bike at TAPS
- Obey all traffic controls
- Wear a helmet (Safety tip)
- Use proper hand signals
- Park and ride in designated areas only
- Do not wear headsets or earplugs in both ears
- Give pedestrians the right-of-way
- Always ride carefully



## Traffic Circle Rules

### Ride counter-clockwise

- Traffic already in the circle has the right of way.
- Don't cut across the center of the circle or go against the traffic flow.
- When passing someone in the circle, pass on the left.

Remember:  
Remember:

***When bicycling, you are not a pedestrian, you are the operator of a moving vehicle. DO NOT RIDE ON SIDEWALKS!***

